



Top off your look in style with this shrug that's equally flattering paired with a skirt or jeans.

- 4.4-ounce, 62/33/5 poly/rayon/spandex
- Button tab on sleeves
- Shawl collar
- Sloping front hem

CARE INSTRUCTIONS

Turn Inside Out. Machine Wash Cold On Gentle Cycle With Like Colors. Only Non-Chlorine Bleach, When Needed. Tumble Dry Low. Warm Iron, If Necessary.



front



back

HOW TO MEASURE







BUST

Measure under the arm and around the fullest part of the bust with arms down, keeping tape horizontal.

SIZE CHART

	XS	S	M	L	XL	XXL	3XL	4XL
Size	2	4/6	8/10	12/14	16/18	20/22	24/26	28/30
Bust	n/a	n/a	n/a	n/a	n/a	n/a	n/a	n/a
Length (inches)	25	25 1/2	26	27	28	29	29 1/2	30
Sleeve	22 3/4	23 3/8	24	24 1/2	25	25 1/2	26	26 1/2

COLOR INFORMATION

			
Black PMS NTR BLACK	Dress Blue Navy PMS 533C	Grey Smoke PMS 426C	Teal Green PMS 7715C