



# Port & Company® Long Sleeve Performance Blend Tee. PC381LS



A soft cotton hand feel joins Dry Zone® moisture-wicking technology for unbeatable comfort and performance.

- 4.5-ounce, 65/35 poly/cotton
- Removable tag for comfort and relabeling
- Hemmed cuffs

### CARE INSTRUCTIONS

Machine wash cold inside out with like colors. Only non-chlorine bleach. Tumble dry low. Do not iron. Do not use fabric softener.



front



back

### HOW TO MEASURE




**CHEST WIDTH**  
Measure under the arm and around the fullest part of the chest with arms down, keeping tape horizontal.


### SIZE CHART

	S	M	L	XL	2XL	3XL	4XL
Chest	35-37	38-40	41-43	44-46	47-49	50-53	54-57


### COLOR INFORMATION




Aquatic Blue  
PMS 2389C




Athletic Maroon  
PMS 209C




Charcoal  
PMS COOL GRAY 11C




Dark Green  
PMS 560C




Deep Navy  
PMS 532C




Gold  
PMS 137C




Jet Black  
PMS NTR BLACK C




Lime  
PMS 367C




Medium Grey  
PMS 2332C




Orange  
PMS 172C




Purple  
PMS 7672C



Red  
PMS 200C



True Royal  
PMS 7687C



White