



Port & Company® Core Fleece Sweatshirt Cinch Pack. BG614



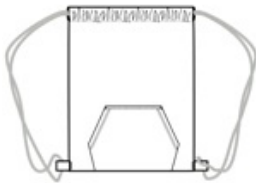
We took our PC78H Core Fleece Sweatshirts and PC54 Core Cotton Tees and created a laid-back cinch pack, complete with a front pouch pocket.

- 7.8-ounce, 50/50 cotton/poly fleece
- Draw cord closure
- Dimensions: 17.75"h x 14.5"w ; Approx. 1,037 cubic inches

Note: Bags not intended for use by children 12 and under.
Includes a California Prop 65 and social responsibility hangtag.

CARE INSTRUCTIONS

Machine Wash Cold; Hang to Dry or Tumble Low.











front



back

COLOR INFORMATION

Please note: PMS code information is shown only when an exact match is available.

							
Athletic Heather PMS COOL GRAY 7C	Dark Heather Grey PMS 7540C	Jet Black PMS BLACK 6C	Military Camo	Navy PMS 2380C	Red PMS 200C	Royal PMS 2133C	White