

Port Authority® Pro Camouflage Series Cap with Mesh Back. C869

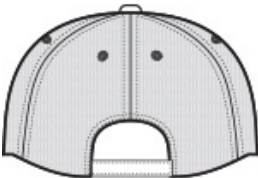


Popular print and style preferred by outdoor enthusiasts everywhere. Mesh back for breathability.

- Fabric: 60/40 cotton/poly front and 100% polyester mesh back
- Structure: Structured
- Profile: Mid
- Closure: Hook and loop



front



back

HOW TO MEASURE


HATS

Measure the circumference around the head, above the eyebrow and at the widest part of the head. Divide number by 3.14 for hat size.


SIZE CHART

	OSFA
Hat Size	6 5/8- 8
Head Size	20 7/8- 25 1/8


COLOR INFORMATION




Mossy Oak New Break-Up



Realtree Edge



Realtree Hardwoods



Realtree Xtra