

Port Authority® Ladies Silk Touch™ Long Sleeve Polo. L500LS



A favorite for years, our Silk Touch™ polo is soft, supple and easy to care for. The silky smooth pique knit resists wrinkles while the classic long sleeve style looks great on everyone.

- 5-ounce, 65/35 poly/cotton pique
- Flat knit collar and cuffs
- Double-needle armhole seams and hem
- 3-button reverse placket
- Metal buttons with dyed-to-match plastic rims
- Open hem sleeves
- Side vents

CARE INSTRUCTIONS

Machine Wash Cold With Like Colors. Do Not Bleach. Tumble Dry Low. Cool Iron, If Necessary.

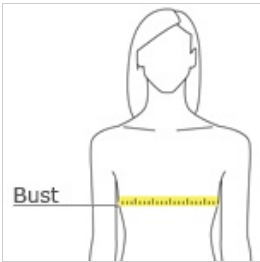


front



back

HOW TO MEASURE




**BUST**  
Measure under the arm and around the fullest part of the bust with arms down, keeping tape horizontal.


SIZE CHART

	S	M	XS	XXL	3XL	4XL	L	XL
Size	4/6	8/10	2	20/22	24/26	28/30	12/14	16/18
Bust	35-36	37-38	32-34	45-47	48-51	52-55	39-41	42-44


COLOR INFORMATION




Black  
PMS NTR BLACK  
C




Burgundy  
PMS 7428C




Dark Green  
PMS 5467C




Navy  
PMS 533C



Red  
PMS 187C



Royal  
PMS 3597C



White