

SPEC SHEET + MEASUREMENTS

PORT AUTHORITY.

Port Authority® Flexfit® Mesh Back Cap. C812

Product photo



An ultra-breathable cap with the patented Flexfit stretch for a comfortable fit. A silver contrast underbill adds character to this trucker-style cap.

- 60/40 cotton/poly front panels, 95/5 poly/spandex mesh mid and back panels
- Structured
- Mid-profile
- Permacurv® bill to maintain proper shape and curve
- Stretch fit closure

Sketches



front



back

SPEC SHEET + MEASUREMENTS

PORT AUTHORITY

Port Authority® Flexfit® Mesh Back Cap. C812

PRODUCT MEASUREMENTS

	S/M	L/XL
Bill/Visor Length	2 3/4	2 3/4
Crown Height	6 7/8	6 7/8
Width of Front Panel(s)	7 1/2	7 1/2

Bill/Visor Length: Measure from outside edge of bill to crown seam at center front.

Crown Height: Measure from middle of button at top, to brim seam along center front.

Width of Front Panel(s): Measure from side seam to side seam along bottom of crown (where bill meets crown along seam).

SIZE CHARTS

	S/M	L/XL
Hat Size	6 3/4-7 1/4	7 1/8-7 5/8
Head Size	21 1/4- 22 3/4	22 3/8- 23 7/8

SPEC SHEET + MEASUREMENTS

PORT AUTHORITY
















Port Authority® Flexfit® Mesh Back Cap. C812

HOW TO MEASURE

HATS

Measure the circumference around the head, above the eyebrow and at the widest part of the head. Divide number by 3.14 for hat size.

COLORS

							
		Black/ Black PMS BLACK C	Black/ White PMS BLACK C	Brown/ Khaki PMS 7533C	Forest Green/ White PMS 350C	Graphite/ Black PMS 7540C	Graphite/ Graphite
							
Graphite/ White PMS 7540C	Heather Grey/ Black PMS COOL GREY 9C	Heather Grey/ White PMS COOL GREY 9C	Silver/ Black PMS 429C	True Navy/ True Navy PMS 533C	True Navy/ White PMS 533C	True Red/ White PMS 200C	True Royal/ White PMS 7686 C
							
White/ White							