



- 4-ounce, 50/25/25 poly/cotton/rayon
- Tear-away label
- Shoulder-to-shoulder taping
- 1-in blind-stitch sleeve hem
- 1-in double-needle bottom hem
- Relaxed fit side-seamed body

CARE INSTRUCTIONS

Maximum washing temperature 30 c, inside out, with like colors. Only oxygen/non-chlorine bleach allowed. Tumble dry at low temperature, max 60 c. Do not iron. Do not dry clean.



front



back

HOW TO MEASURE









CHEST WIDTH

Measure under the arm and around the fullest part of the chest with arms down, keeping tape horizontal.

SIZE CHART

	XS	S	M	L	XL	2XL
Chest	28-30	30-32	32-34	36-38	40-42	44-46

COLOR INFORMATION

					
Athletic Blue PMS 660C	Athletic Grey PMS CG9C	Tri Black PMS B3C	Tri Cranberry PMS 7645C	Tri Indigo PMS 2378C	Tri Oatmeal PMS 4685C