

SPEC SHEET + MEASUREMENTS



District® Re-Tee®. DT8000

Product photo



The affordable Re-Tee is 100% recycled fabric and never re-dyed, made from reclaimed material that otherwise could end up in a landfill. Soft. Comfy. High-quality. Doing good for the planet feels as good on the inside as it does on the outside.

- 5.3-ounce (180 GSM)
- 60% recycled cotton/40% recycled polyester, 24 singles
- 54% recycled cotton/40% recycled polyester/6% recycled rayon, 24 singles (Light Heather Grey)
- 58% recycled cotton/40% recycled polyester/2% recycled rayon, 24 singles (Ash)
- This product's carbon footprint has been measured and reduced through a combination of preferred materials and investing in carbon offset projects through the ClimeCo Certified Product™ Program
- 1x1 rib knit neck
- Shoulder to shoulder taping
- Tag-free label

Sketches



front



back

*The production process infuses each garment with unique character. Please allow for some color variation. **A C-FREE® Product***

We start by reducing the product's impact by switching to at least 50% preferred materials. We then measure and reduce the total carbon footprint of each product in the C-FREE program—from cradle-to-grave—through the ClimeCo Certified Product™ Program. This certification purchases third-party, verified carbon offsets through ClimeCo.

CARE INSTRUCTIONS

Machine wash cold with like colors. Do not bleach. Tumble dry low. Cool iron if necessary.

SPEC SHEET + MEASUREMENTS



District[®] Re-Tee[®]. DT8000

PRODUCT MEASUREMENTS

	XS	S	M	L	XL	2XL	3XL	4XL
Body Length at Back	27	28	29	30	31	32	32 1/2	33
Chest	17 1/2	19	20 1/2	22	23 1/2	25	27	29
Sleeve Length from Center Back	16 3/4	17 1/2	18 1/4	19	19 3/4	20 1/2	21 1/4	22

Body Length at Back: Measured from high point shoulder to finished hem at back.

Chest: Measured across the chest one inch below armhole when laid flat.

Sleeve Length from Center Back: Measure from Center Back neck to shoulder point to sleeve hem.

SIZE CHARTS

	XS	S	M	L	XL	2XL	3XL	4XL
Chest	32-34	35-37	38-40	41-43	44-46	47-49	50-53	54-57

SPEC SHEET + MEASUREMENTS



District® Re-Tee® . DT8000





HOW TO MEASURE



CHEST

Measure under the arm and around the fullest part of the chest with arms down, keeping tape horizontal.

COLORS

												
Heathered Navy PMS 2379C	Light Heather Grey PMS COOL GREY 5C	Light Olive Heather PMS 4231C	Maize Yellow PMS 143C	Ruby Red PMS 200C	True Navy PMS 532C	White	Ash PMS 427C	Black PMS BLACK C	Blue Heather PMS 7686C	Charcoal Heather PMS 426C	Deep Brown Heather PMS 412C	Deep Grey Heather PMS 7540C