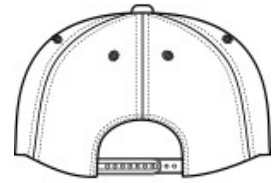


Fabric: 65/35 poly/cotton twill Structure: Structured Profile:  
 Mid Closure: 7-position adjustable snap



front



back

**HOW TO MEASURE**







**HATS**

Measure the circumference around the head, above the eyebrow and at the widest part of the head. Divide number by 3.14 for hat size.

**SIZE CHART**

	OSFA
Hat Size	6 5/8- 8
Head Size	20 7/8- 25 1/8

**COLOR INFORMATION**

					
Black PMS NTR BLACK	Graphite PMS 7547C	Khaki PMS 7530C	Navy PMS 433c	Red PMS 201C	Royal PMS 7687C

C