

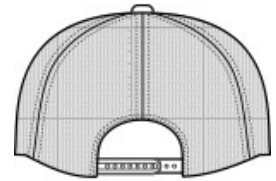
Port Authority® Beach Wash® Mesh Back Cap. C943



Fabric: 100% garment-washed cotton twill front panels and bill, 100% soft mesh polyester mid and back panels Structure: Unstructured Profile: Low Closure: 7-position adjustable snapback The garment-washing process infuses each garment with unique character. Please allow for slight color variation. Special consideration must also be taken when printing white ink on garment-washed cotton.



front



back

HOW TO MEASURE





HATS

Measure the circumference around the head, above the eyebrow and at the widest part of the head. Divide number by 3.14 for hat size.

SIZE CHART

| | |
|-----------|----------------|
| | OSFA |
| Hat Size | 6 5/8- 8 |
| Head Size | 20 7/8- 25 1/8 |

COLOR INFORMATION

| | | | | | |
|--|---|---|---|---|---|
|  |  |  |  |  |  |
| Blue Moon/ Stone PMS 7683C | Coal/ Stone PMS COOL GRAY 10C | Denim Blue/ Stone PMS 2374C | Red Rock/ Stone PMS 7419C | Taupe/ Stone PMS 7530C | Tidal Wave/ Stone PMS 2198C |