



Champion® Eco Fleece Crewneck Sweatshirt. S6000



- 9-ounce, 50% cotton/50% poly with up to 5% recycled poly from plastic bottles
- 50/40/10 cotton/poly/black poly (Light Steel)
- 50/49/1 cotton/poly/black poly (Silver Grey)
- Double Dry technology wicks moisture
- 1x1 rib knit sleeve cuffs and hem
- Embroidered Champion "C" logo at left cuff
- Woven back neck label

CARE INSTRUCTIONS

Machine wash cold with like colors. Do not bleach. Tumble dry low. Cool iron if necessary.



front



back

HOW TO MEASURE












CHEST WIDTH

Measure under the arm and around the fullest part of the chest with arms down, keeping tape horizontal.

SIZE CHART

	S	M	L	XL	2XL	3XL
Chest	34-36	38-40	42-44	46-48	50-52	54-56

COLOR INFORMATION

								
Black PMS BLACK 6C	Charcoal Heather PMS NO MATCH	Light Steel PMS NO MATCH	Maroon PMS 5115C	Navy PMS 2767C	Royal Blue PMS 2144C	Scarlet PMS 186C	Silver Grey PMS NO MATCH	White PMS NO MATCH