



- Retail fit
- Tear-away label
- Side seamed
- Athletic Heather/Black Heather: 4.2-ounce, 90/10 Airlume combed and ring spun cotton/poly
- Heather CVC Colors: 4.2-ounce, 52/48 Airlume combed and ring spun cotton/poly

**

CARE INSTRUCTIONS

Machine Wash Warm, Inside Out, With Like Colors. Only Non-Chlorine Bleach. Tumble Dry Low. Medium Iron. Do Not Iron Decoration. Do Not Dry Clean.



front



back

HOW TO MEASURE




CHEST WIDTH
Measure under the arm and around the fullest part of the chest with arms down, keeping tape horizontal.


SIZE CHART

	S	M	L	XL
Size	6-8	10-12	12-14	14-18
Chest	28-30	30-32	32-34	34-36


COLOR INFORMATION




Athletic Heather
PMS 428U




Black Heather
PMS BLACK 7 CP




Dark Grey Heather
PMS 426C




Deep Heather
PMS 2333CP




Heather Forest
PMS 343 U



Heather Navy
PMS 2379C



Heather Red
PMS 193C



Heather True Royal